



Screen disappears into cassette



Quiet operation retractable screen

NatureVue

- Fits most windows
- Easy to install
- Choose from 2 screen options:
 - **BetterVue™** low visibility screen virtually disappears
 - **Solar Screen** controls harsh sun rays
- Limited 5 year warranty

STANDARD SIZES		Custom Sizes available
FITS OPENING WIDTHS	FITS OPENING HEIGHTS	
16-1/2" – 48"	12" – 72"	

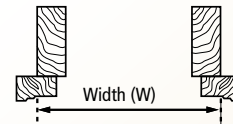


1 Determine recess or surface installation.

RECESS INSTALLATION
(inside mount)

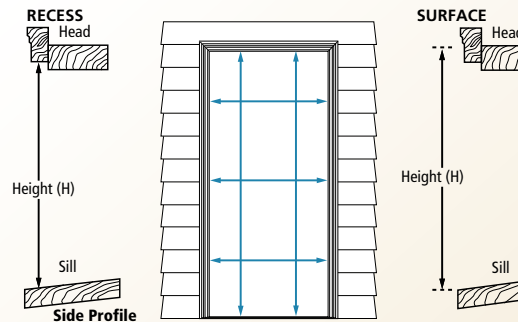


SURFACE INSTALLATION
(outside mount)



NOTE: Custom orders are built to measurement provided. Allow mounting area when ordering.

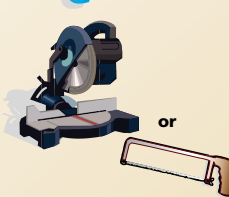
2 Measure the opening width and height; record measurements.



RECORD WIDTH AND HEIGHT W _____ H _____

3 Trim horizontal tracks.

NOTE: Comfort Breeze and NatureVue cassettes will also require cutting



4 Mount screen cartridge.

5 Secure top and bottom rail.

6 Install handle.



OUTDOOR LIVING
Retractable Screens

©2014 Larson Manufacturing Company, 2333 Eastbrook Drive, Brookings, South Dakota 57006 USA. LARSON® reserves the right to alter or discontinue any model, specification, warranty or price without notice. BetterVue™ is a registered trademark of Phifer Incorporated. 0951376 9.14



OUTDOOR LIVING
Retractable Screens



Retractable Screen Doors and Windows

LARSON® offers a complete line of retractable screen products to fit almost any opening in your home. Retractable Screens allow the functionality of a traditional screen without compromising the beauty of your opening.

Plated Retractable Screen

Retractable Screen Door

Retractable Screen Door



Screen disappears into cassette




Smooth operating screen glides on track



Flat bottom for easy access; wheelchair accessible



Large opening and multi panel units available



Inspire®

- Contemporary pleated screen design
- Easy to install yourself
- Self-adjusting operation to fit uneven sills
- Operates with touch of a finger
- Easy entry with flat bottom guide prevents tripping
- Screen removes easily for seasonal storage
- Limited 5 year warranty



Screen disappears into cassette



Smooth operation retractable screen



Sill transition system



Escape®

- Easy to install yourself
- Self-adjusting operation to fit uneven sills
- Retraction control prevents slamming
- Sill transition system
- Limited 5 year warranty



Screen disappears into cassette



Quiet operation retractable screen



Comfort Breeze

- Easy to install
- Retraction control closes smoothly
- Limited one year warranty


STANDARD SIZES	WIDTH RANGE (TRIM TO FIT)	HEIGHT	Custom Sizes Add 1/2" to your measurement for surface mount applications
E100 Single Door	up to 39"*	fits 79" – 81"	
	up to 48"*	fits 91" – 93"	
E200 Double Door	up to 84"*	fits 79" – 81"	
	up to 96"*	fits 91" – 93"	



Standard Sizes		
Comfort Breeze Single Door	WIDTH RANGE	HEIGHT
	fits 25-1/4" – 40"	fits 12" – 84"



Inspire® 100 Single Door	Standard Sizes*		Custom Sizes Single Double Multi-panels Add 1" to measurement for surface mount applications. Surface mount kit required – sold separately
	WIDTH RANGE	HEIGHT	
	up to 39" Minimum width: 12" trim to fit	fits 79" – 81"	



Escape 800 GARAGES – GAZEBOS – SCREEN PORCHES



- Fits multiple applications
- Unit pulls down; trim to fit
- Limited 5 year warranty

Width Range: 30" – 192"
Height: up to 96"
White, Brownstone, Adobe